


personal dynamic media

Alan Kay and Adele Goldberg
Xerox Palo Alto Research Center



Introduction

The Learning Research Group at Xerox Palo Alto Research Center is concerned with all aspects of the communication and manipulation of knowledge. We design, build, and use dynamic media which can be used by human beings of all ages. Several years ago, we crystallized our dreams into a design idea for a personal dynamic medium the size of a notebook (the *Dynabook*) which could be owned by everyone and could have the power to handle virtually all of its owner's information-related needs. Towards this goal we have designed and built a communications system: the Smalltalk language, implemented on small computers we refer to as "interim Dynabooks." We are exploring the use of this system as a programming and problem solving tool; as an interactive memory for the storage and manipulation of data; as a text editor; and as a medium for expression through drawing, painting, animating pictures, and composing and generating music. (Figure 1 is a view of this interim Dynabook.)

We offer this paper as a perspective on our goals and activities during the past years. In it, we explain the Dynabook idea, and describe a variety of systems we have already written in the Smalltalk language in order to give broad images of the kinds of information-related tools that might represent the kernel of a personal computing medium.

Background

Humans and media. "Devices" which variously store, retrieve, or manipulate information in the form of messages embedded in a medium have been in existence for thousands of years. People use them to communicate ideas and feelings both to others and back to themselves. Although thinking goes on in one's head, external media serve to materialize thoughts and, through feedback, to augment the actual paths the thinking follows. Methods discovered in one medium provide metaphors which contribute new ways to think about notions in other media.

For most of recorded history, the interactions of humans with their media have been primarily nonconversational and passive in the sense that marks on paper, paint on walls, even "motion" pictures and television, do not change in response to the viewer's wishes. A mathematical formulation—which may symbolize the essence of an entire universe—once put down on paper, remains static and requires the reader to expand its possibilities.

Every message is, in one sense or another, a *simulation* of some idea. It may be representational or abstract. The essence of a medium is very much dependent on the way messages are embedded, changed, and viewed. Although digital computers were originally designed to do arithmetic computation, the ability to simulate the details of any descriptive model means that the computer, viewed as a medium itself, can be *all other media* if the embedding and viewing methods are sufficiently well provided. Moreover, this new "metamedium" is *active*—it can respond to queries and experiments—so that the messages may involve the learner in a two-way conversation. This property has never been available before except through the medium of an individual teacher. We think the implications are vast and compelling.

A dynamic medium for creative thought: the Dynabook. Imagine having your own self-contained knowledge manipulator in a portable package the size and shape of an ordinary notebook. Suppose it had enough power to outrace your senses of sight and hearing, enough capacity to store for later retrieval thousands of page-equivalents of reference materials, poems, letters, recipes, records, drawings, animations, musical scores, waveforms, dynamic simulations, and anything else you would like to remember and change.

We envision a device as small and portable as possible which could both take in and give out information in quantities approaching that of human sensory systems (Figure 2). Visual output should be, at the least, of higher quality than what can be obtained from newsprint. Audio output should adhere to similar high-fidelity standards.

*An expanded version of this paper was produced as Xerox PARC Technical Report SSL-76-1, March, 1976.⁵




Figure 1.
Kids learning
to use the
interim Dynabook.

There should be no discernible pause between cause and effect. One of the metaphors we used when designing such a system was that of a musical instrument, such as a flute, which is owned by its user and responds instantly and consistently to its owner's wishes. Imagine the absurdity of a one-second delay between blowing a note and hearing it!

These "civilized" desires for flexibility, resolution, and response lead to the conclusion that a user of a dynamic personal medium needs several hundred times as much power as the average adult now typically enjoys from timeshared computing. This means that we should either build a new resource several hundred times the capacity of current machines and share it (very difficult and expensive), or we should investigate the possibility of giving each person his own powerful machine. We chose the second approach.

Design background. The first attempt at designing this metamedium (the FLEX machine⁴) occurred in 1967-69. Much of the hardware and software was successful from the standpoint of computer science state-of-the-art research, but lacked sufficient expressive power to be useful to an ordinary user. At that time we became interested in focusing on children as our "user community." We were greatly encouraged by the Bolt Beranek and Newman/MIT Logo work that uses a robot turtle that draws on paper, a CRT version of the turtle, and a single music generator to get kids to program.

Considering children as the users radiates a compelling excitement when viewed from a number of different perspectives. First, the children really can write programs that do serious things. Their programs use symbols to stand for objects, contain loops and recursions, require a fair amount of visualization of alternative strategies before a tactic is chosen, and involve interactive discovery and removal of "bugs" in their ideas.

Second, the kids love it! The interactive nature of the dialogue, the fact that *they* are in control, the feeling that they are doing *real* things rather than playing with toys or working out "assigned" problems, the pictorial and auditory nature of their results, all contribute to a tremendous sense of accomplishment to their experience. Their attention spans are measured in hours rather than minutes.




Figure 2. Mock-up of a future Dynabook.



Figure 3. The interim Dynabook system consists of processor, disk drive, display, keyboard, and pointing devices.

Another interesting nugget was that children really needed as much or more computing power than adults were willing to settle for when using a timesharing system. The best that timesharing has to offer is slow control of crude wire-frame green-tinted graphics and square-wave musical tones. The kids, on the other hand, are used to finger-paints, water colors, color television, real musical instruments, and records. If the "medium is the message," then the message of low-bandwidth timesharing is "blah."

An interim Dynabook

We have designed an interim version of the Dynabook on which several interesting systems have been written in a new medium for communication, the Smalltalk programming language.² We have explored the usefulness of the systems with more than 200 users, most notably setting up a learning resource center in a local junior high school.

The interim Dynabook, shown in Figure 3, is a completely self-contained system. To the user, it appears as a small box in which a disk memory can be inserted; each disk

contains about 1500 page-equivalents of manipulable storage. The box is connected to a very crisp high-resolution black and white CRT or a lower-resolution high-quality color display. Other input devices include a typewriter keyboard, a "chord" keyboard, a pointing device called a "mouse" which inputs position as it is moved about on the table, and a variety of organ-like keyboards for playing music. New input devices such as these may be easily attached, usually without building a hardware interface for them. Visual output is through the display, auditory output is obtained from a built-in digital-to-analog converter connected to a standard hi-fi amplifier and speakers.

We will attempt to show some of the kinds of things that can be done with a Dynabook; a number of systems developed by various users will be briefly illustrated. All photographs of computer output in this paper are taken from the display screen of the interim system.

Remembering, seeing and hearing. The Dynabook can be used as an interactive memory or file cabinet. The owner's context can be entered through a keyboard and active editor, retained and modified indefinitely, and displayed on demand in a font of publishing quality.

Drawing and painting can also be done using a pointing device and an iconic editor which allows easy modification of pictures. A picture is thus a manipulable object and can be animated dynamically by the Dynabook's owner.

A book can be read through the Dynabook: the memory can be inserted as shown in Figure 4. It need not be treated as a simulated paper book since this is a new medium with new properties. A dynamic search may be made for a particular context. The non-sequential nature of the file medium and the use of dynamic manipulation allows a story to have many accessible points of view; Durrell's *Alexandria Quartet*, for instance, could be one book in which the reader may pursue many paths through the narrative.



Figure 4. Inserting the disk pack in the Dynabook.

Different fonts for different effects. One of the goals of the Dynabook's design is *not* to be worse than paper in any important way. Computer displays of the past have been superior in matters of dynamic writing and erasure, but have failed in contrast, resolution, or ease of viewing. There is more to the problem than just the display of text in a high-quality font. Different fonts create different moods and cast an aura that influences the subjective style of both writing and reading. The Dynabook is supplied with a number of fonts which are contained on the file storage. Figures 5 and 6 show samples of these fonts.

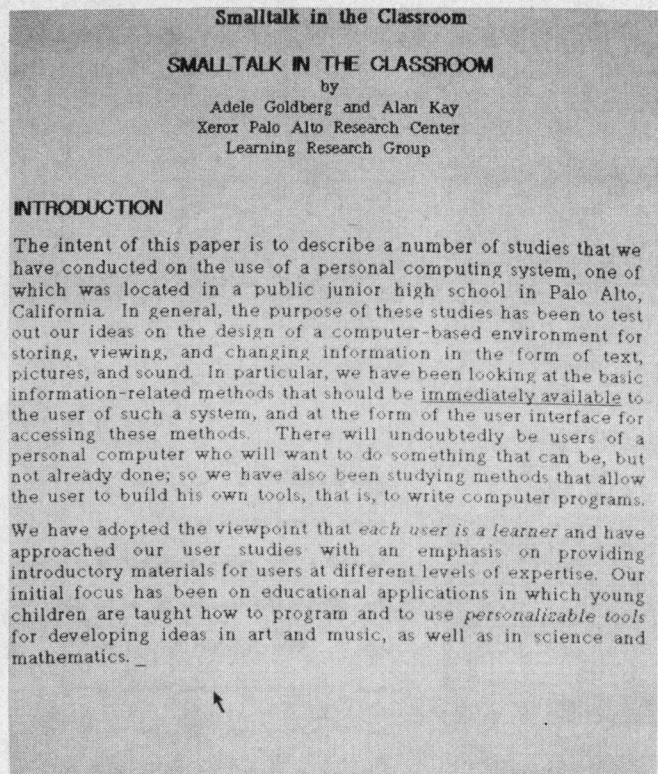


Figure 5. First page of this paper as photographed from the display screen.

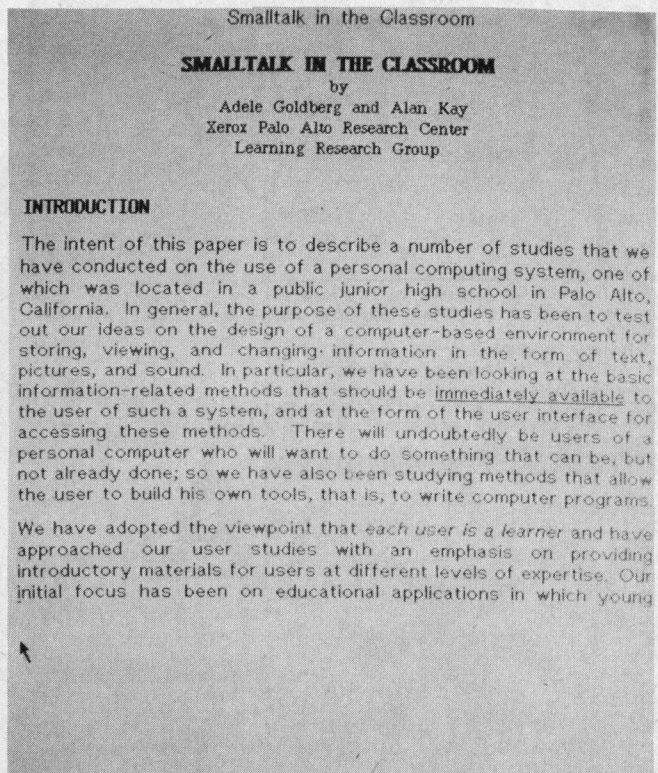


Figure 6. Another view of the first page of the paper using different fonts.




Figure 7. Fonts for a bear, a flower, and a bee used to tell a story with pictures.

The Dynabook as a personal medium is flexible to the point of allowing an owner to choose his own ways to view information. Any character font can be described as a matrix of black and white dots. The owner can draw in a character font of his own choosing. He can then immediately view font changes within the context of text displayed in a window. With the Dynabook's fine grain of display, the rough edges disappear at normal viewing distance to produce high-quality characters.

The malleability of this approach is illustrated in Figure 7: this owner has decided to embellish some favorite nouns with their iconic referent. Such a facility would be useful in enhancing an early reading curriculum.

Editing. Every description or object in the Dynabook can be displayed and edited. Text, both sequential and structured, can easily be manipulated by combining pointing and a simple "menu" for commands, thus allowing deletion, transposition, and structuring. Multiple windows, as shown in Figure 8, allow a document (composed of text, pictures, musical notation) to be created and viewed simultaneously at several levels of refinement. Editing operations on other viewable objects (such as pictures and fonts) are handled in analogous ways.

Filing. The multiple-window display capability of Smalltalk has inspired the notion of a dynamic *document*. A document is a collection of objects that have a sensory display and have something to do with each other; it is a way to store and retrieve related information. Each subpart of the document, or *frame*, has its own editor which is automatically invoked when pointed at by the "mouse." These frames may be related sequentially, as with ordinary paper usage, or *inverted* with respect to properties, as in cross-indexed file systems. *Sets* which can automatically map their contents to secondary storage with the ability to form unions, negations, and intersections are part of this system, as is a "modeless" text editor with automatic right justification.

The current version of the system is able to automatically cross-file several thousand multifield records (with formats chosen by the user), which include ordinary textual documents indexed by content, the Smalltalk system, personal files, diagrams, and so on. (See Figures 9-12.)

Drawing/painting. The many small dots required to display high-quality characters (about 500,000 for an 8-1/2" x 11" sized display) also allow sketching-quality drawing, "halftone painting," and animation. The subjective effect of gray scale is caused by the eye fusing an area containing a mixture of small black and white dots. The pictures in Figures 13 and 14 show a palette of toned patterns with some brushes. A brush can be grabbed with the "mouse," dipped into a paint pot, and then the halftone can be swabbed on as a function of the size, shape, and velocity of the brush. The last pair of pictures shows a heart/peace symbol shaped brush used to give the effect of painting wallpaper.

Curves are drawn by a *pen* on the display screen. (Straight lines are curves with zero curvature.) In the Dynabook, *pens* are members of a class that can selectively draw with black or white (or colored) ink and change the thickness of the trace. Each *pen* lives in its own *window*, careful not to traverse its window boundaries but to adjust as its window changes size and position. This window idea is illustrated in Figure 15; a number of simple and elegant examples are displayed in the windows.

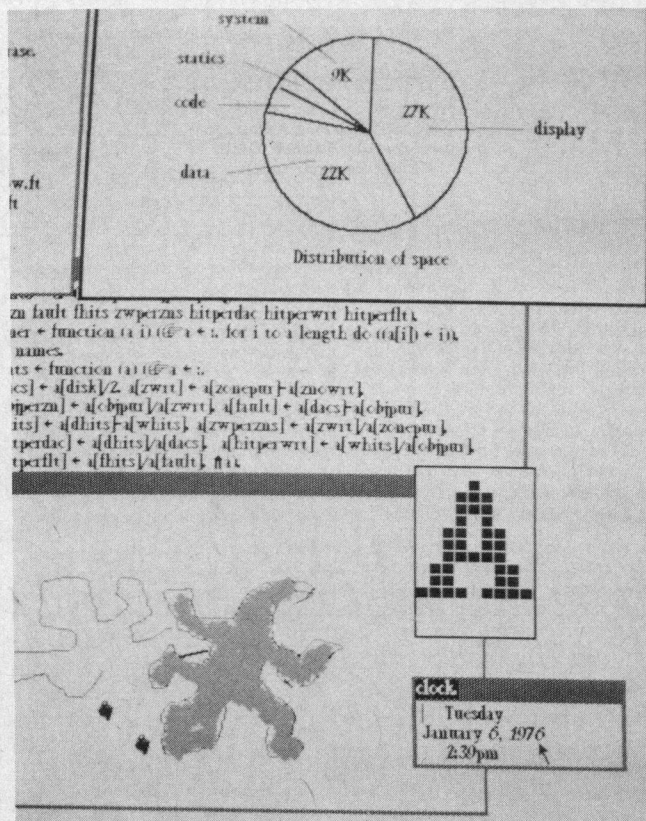


Figure 8. Multiple windows allow documents containing text and pictures to be created and viewed.

```

class
Move Grow Delete Archive
Retrieve Next Destroy Define
title
  box
author
ascl
abstract
keys

```

```

class
Move Grow Delete Archive Retrieve
Next Destroy Define
title
  box
author
  Goldberg, Adele
ascl
  date 13 Mar 75
abstract
  This class is the one which kids learn from. It
  allows many square boxes of different sizes
  to be created, named, and used in simple
  movies.
keys
  Graphics, Kids, turn
x
  [ ]
y
  [ ]
size
  [ ]
tilt
  [ ]
isnew
  ! @ x+@ y+25@. @ size+5@. @ tilt+@. SELF
  draw.
show
  ! @ pentup goto x y pendu turn tilt. do 4 t(@
  go size turn 90).
draw
  ! @ black. SELF show.
undraw
  ! @ white. SELF show.
grow
  ! SELF undraw. @ size+size+;. SELF draw.
turn
  ! SELF undraw. @ tilt+tilt+;. SELF draw.

```

Figure 9. Retrieval in this filing tool is carried out by pointing to the command in the documents menu. The system will find every document with the title "box."

Figure 10. Here is a retrieved document that represents a description of a Smalltalk class definition.

```

waste
title author ascl abstract keys $ $ $ $
§ Four strategies for formulating hypotheses have been suggested by Travers. A conservative focuser seizes upon one example and changes one attribute at a time. A focus gambler varies several attributes. While the gambler often wins more quickly than his conservative friend, conversely, of course, he also has more to lose. Another person can simultaneously construct several hypotheses about what attributes ought to be included in a class while another tests one hypothesis successively. A learner may use these different strategies for different problems.
§ Meyer borrowed some relationships from logic to characterize different strategies for searching memories. He looked at responses to questions such as All P are S, Some P are S, All S are P, and Some S are P. More time is required when intersection is a possibility than when two sets are compared if the stimuli are in the same modality (verbal-verbal, pictorial-pictorial). Levels of embeddings would obviously prove still more difficult.
§
review § I agree with Bonnie's initial comments but think the following model would be useful for representing search strategies.

```

failure	
success	

```

SUCCESS
Move Grow Delete Scroll Press Print ReArchive Destroy Retrieve Next

```

Figure 11. This is a document from an annotated bibliography for teachers. Details are suppressed but can be expanded by pointing to names in the black fields. Documents can also contain diagrams.

Animation and music. Animation, music, and programming can be thought of as different *sensory views* of dynamic processes. The structural similarities among them are apparent in Smalltalk, which provides a common framework for expressing those ideas.

All of the systems are equally controllable by hand or by program. Thus, drawing and painting can be done using a pointing device or in conjunction with programs which draw curves, fill in areas with tone, show perspectives of three-dimensional models (see Figure 16), and so on. Any graphic expression can be animated,

```

Title $
Author $
CallNumber $(A@ TR.7@
Bookwer $
DocDate $ before date 1 Nov 75. date 1 December
1975 to date 15 Jan 76. date 16 Feb 76. after
date 5 3 1976
WaitingList $
Archive Next Retrieve Delete All Length Move
Grow Scroll Print

```



Figure 12. This retrieval request combines incomplete call numbers with date ranges. The example is taken from an experimental library system.

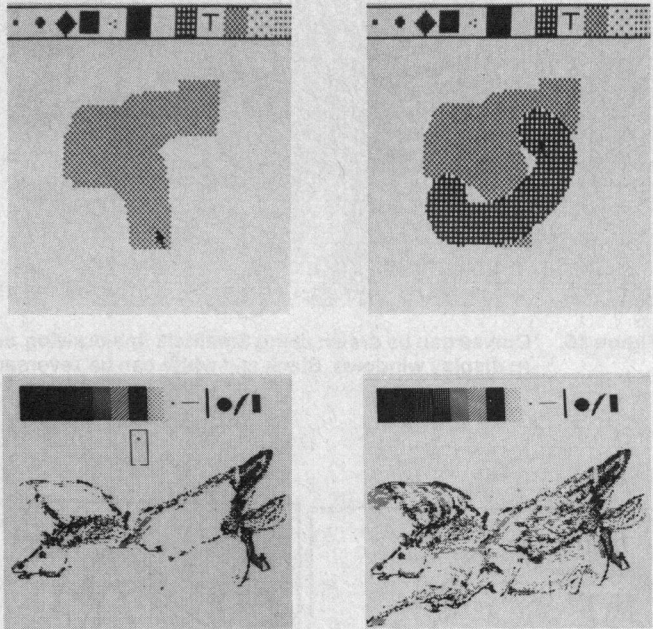


Figure 13. A sketch of Pegasus is shown being drawn with a Smalltalk drawing tool. The first two pictures in the sequence show halftone "paint" being scrubbed on.




Figure 14. A sketch of a heart/peace symbol is created and used as a paint brush.

either by reflecting a simulation or by example (giving an "animator" program a sample trace or a route to follow).

Music is controlled in a completely analogous manner. The Dynabook can act as a "super synthesizer" getting





Figure 15. Curves can be drawn using Smalltalk line-drawing commands. These curves are constrained to show in display windows. Black and white can be reversed for interesting effects.

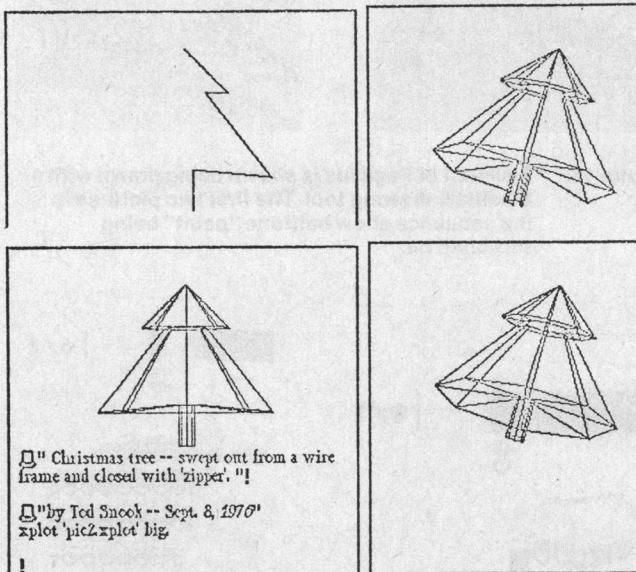


Figure 16. A model of three-dimensional graphics as implemented in Smalltalk.

direction either from a keyboard or from a "score." The keystrokes can be captured, edited, and played back. Timbres, the "fonts" of musical expression, contain the quality and mood which different instruments bring to an orchestration. They may be captured, edited, and used dynamically.

Simulation

In a very real sense, simulation is the central notion of the Dynabook. Each of the previous examples has shown a simulation of visual or auditory media. Here are a number of examples of interesting simulations done by a variety of users.

An animation system programmed by animators. Several professional animators wanted to be able to draw and paint pictures which could then be animated in real time by simply showing the system roughly what was wanted. Desired changes would be made by iconically editing the animation sequences.

Much of the design of SHAZAM, their animation tool, is an automation of the media with which animators are familiar: *movies* consisting of sequences of *frames* which are a composition of transparent *cels* containing foreground and background drawings. Besides retaining these basic concepts of conventional animation, SHAZAM incorporates some creative supplementary capabilities.

Animators know that the main action of animation is due not to an individual frame, but to the change from one frame to the next. It is therefore much easier to plan an animation if it can be seen moving as it is being created. SHAZAM allows any cel of any frame in an animation to be edited while the animation is in progress. A library of already-created cels is maintained. The animation can be single-stepped; individual cels can be repositioned, reframed, and redrawn; new frames can be inserted; and a frame sequence can be created at any time by attaching the cel to the pointing device,




Figure 17. An animation of a drop of water.

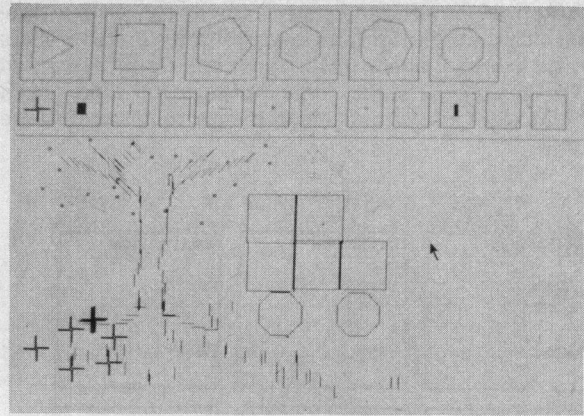


Figure 20. One of the first painting tools designed and implemented in Smalltalk by a twelve-year-old girl.




Figure 18. An animation of a galloping horse, with and without a rider.



Figure 19. An animation of a frog catching a fly.




Figure 21. Tangram designs are created by selecting shapes from a "menu" displayed at the top of the screen. This system was implemented in Smalltalk by a fourteen-year-old girl.

then *showing* the system what kind of movement is desired. The cels can be stacked for background parallax; *holes* and *windows* are made with *transparent* paint. Animation objects can be painted by programs as well as by hand. The control of the animation can also be easily done from a Smalltalk simulation. For example, an animation of objects bouncing in a room is most easily accomplished by a few lines of Smalltalk that express the class of bouncing objects in physical terms. Figures 17, 18, and 19 show some animations created by young children.

A drawing and painting system programmed by a child. One young girl, who had never programmed before, decided that a pointing device *ought* to let her draw on the screen. She then built a sketching tool without ever seeing ours (displayed in Figure 20). She constantly embellished it with new features including a menu for brushes selected by pointing. She later wrote a program for building tangram designs (Figure 21).

This girl has taught her own Smalltalk class; her students were seventh-graders from her junior high school. One of them designed an even more elaborate system in which pictures are constructed out of geometric shapes created by pointing to a menu of commands for creating regular polygons (Figure 22). The polygons can then be relocated, scaled, and copied; their color and line width can change.

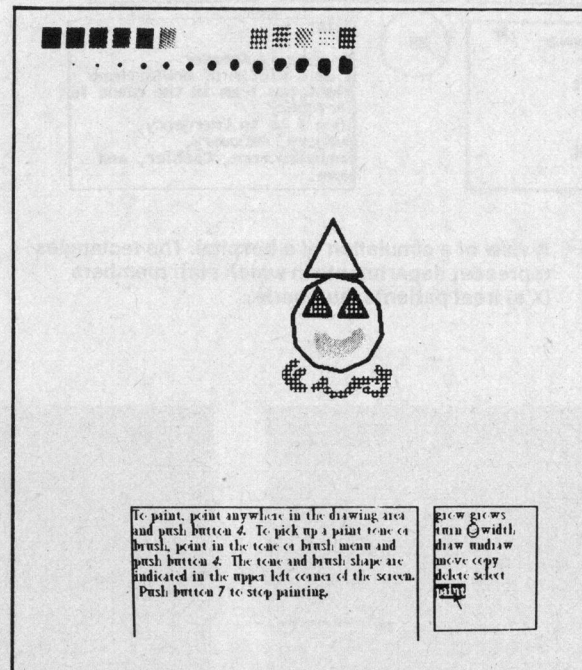


Figure 22. In this young student's Smalltalk painting system, pictures are constructed out of geometric shapes.

A hospital simulation programmed by a decision-theorist. The simulation shown in Figure 23 represents a hospital in which every department has resources which are used by patients for some duration of time. Each patient has a schedule of departments to visit; if there

are no resources available (doctors, beds), the patient must wait in line for service. The Smalltalk description of this situation involves the class of patients and the class of departments. The generalization to any hospital configuration with any number of patients is part of the simulation. The particular example captured in the pictures shows patients lining up for service in emergency. It indicates that there is insufficient staff available in that important area.

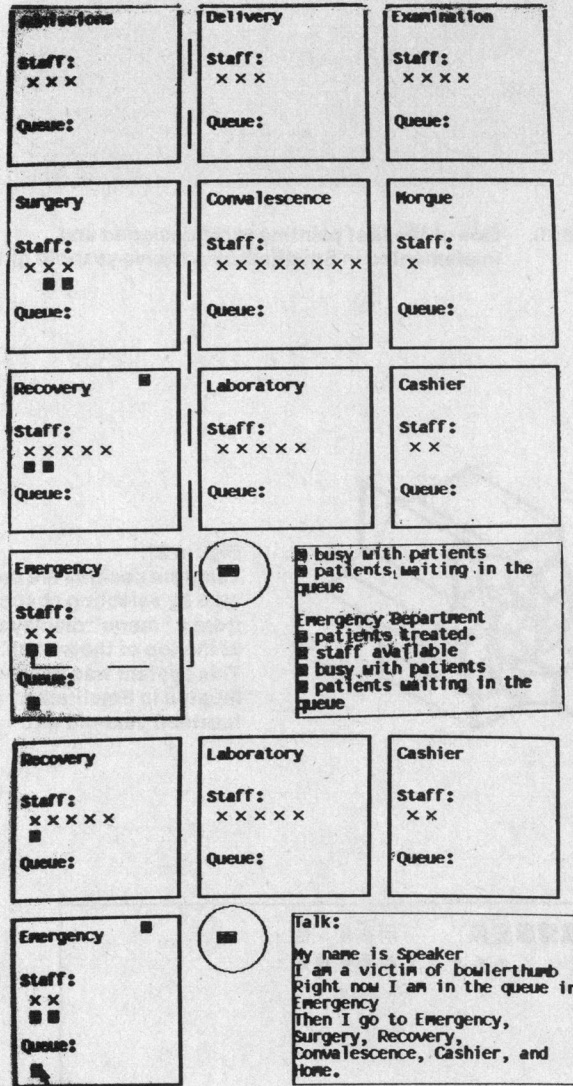


Figure 23. A view of a simulation of a hospital. The rectangles represent departments in which staff members (X's) treat patients (numbers).

An audio animation system programmed by musicians. Animation can be considered to be the coordinated parallel control through time of images conceived by an animator. Likewise, a system for representing and controlling musical images can be imagined which has very strong analogies to the visual world. Music is the design and control of images (pitch and duration changes) which can be painted different colors (timbre choices); it has synchronization and coordination, and a very close relationship between audio and spatial visualization.

The Smalltalk model created by several musicians, called TWANG, has the notion of a chorus which contains the main control directions for an overall piece. A chorus is a kind of rug with a warp of parallel sequences of "pitch, duration, and articulation" commands, and a woof of synchronizations and global directives. The control and the player are separate: in SHAZAM, a given movie sequence can animate many drawings; in TWANG, a given chorus can tell many different kinds of instrumentalists what should be played. These voices can be synthetic timbres or timbres captured from real instruments. Musical effects such as vibrato, portamento, and diminuation are also available.

A chorus can be drawn using the pointing device, or it can be captured by playing it on a keyboard. It can be played back in real time and dynamically edited in a manner very similar to the animation system. The accompanying set of pictures in Figure 24 are excerpts from a sequence in which a user plays, edits, and replays a piece.

We use two methods for real-time production of high-quality timbres; both allow arbitrary transients and many independent parallel voices, and are completely produced by programs. One of these allows independent dynamic control of the spectrum, the frequency, the amplitude, and the particular collection of partials which will be heard (illustrated in Figure 25).

For children, this facility has a number of benefits: the strong similarities between the audio and visual worlds are emphasized because a single vernacular which actually works in both worlds is used for description; and second, the arts and skills of composing can be

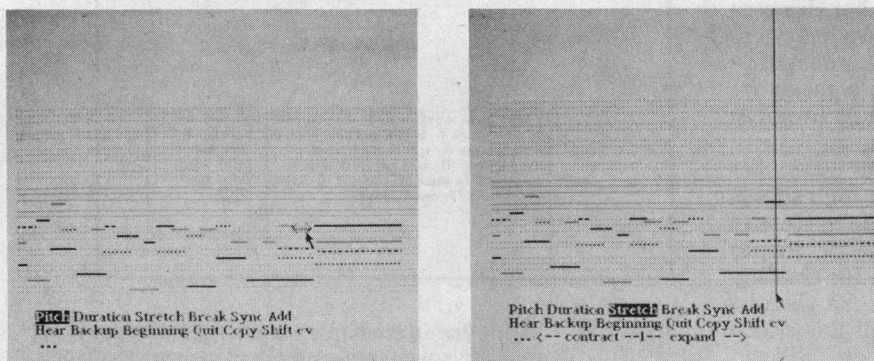


Figure 24. These two pictures show a musical score being edited. A note is selected in order to change its pitch. Next, the score is stretched, that is, the notes at the selected position will be held for a longer duration.

learned at the same time since tunes may be drawn in by hand and played by the system. A line of music may be copied, stretched, and shifted in time and pitch; individual notes may be edited. Imitative counterpoint is thus easily created by the fledgling composer.

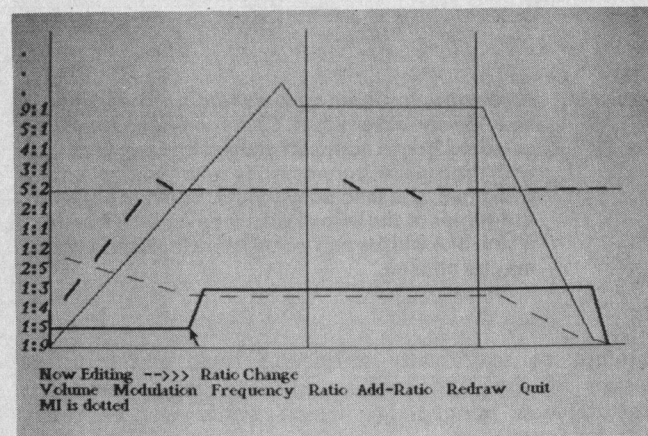
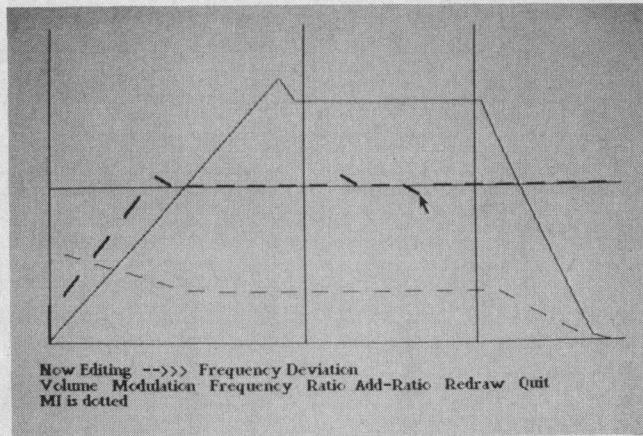
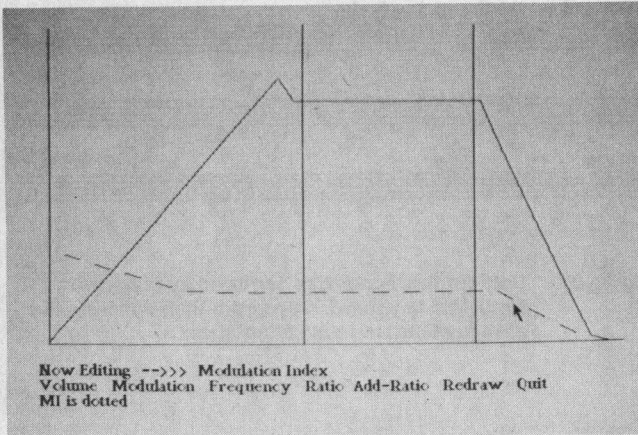


Figure 25. Timbre editing: a musical instrument is created by specifying the frequency, amplitude, and spectrum of its sound during a period of a few seconds. The solid line in the first picture represents volume. The first segment of the graph represents the initial attack of each note, the part between vertical bars will be repeated as long as the note is held, and the remainder will be heard as the decay.

“Dr Dobb’s Journal – THE software source for micro-computers. Highly recommended.”

—Philadelphia Area Computer Society
The Data Bus, July, 1976

IN EVERY ISSUE:

★UNIQUE SYSTEMS PROJECTS

“Realizable Fantasies” – details of projects that have not yet been done, but are within the limits of current technology, hobbyists’ expertise, and the computer enthusiast’s budget.

★INDEPENDENT PRODUCT REVIEWS & CONSUMER ADVOCACY

DDJ staff now includes a three-person product & software evaluation group. They perform independent evaluations of products being marketed to hobbyists and publish their findings – good or bad – in this subscriber-supported *Journal*. Note that *Dr. Dobb’s* carries no paid advertising; it is responsible *only* to its readers. It regularly publishes joyful praise and raging complaints about vendor’s products and services.

★COMPLETE SYSTEMS & APPLICATIONS SOFTWARE

User documentation, internal specifications, annotated source code. In the first year of publication, *DDJ* carried a large variety of interpreters, editors, debuggers, monitors, graphics games software, floating point routines, and software design articles.

★HOT NEWS AND RAGING RUMOR

Unusually fast turn-around on publishing “hot stuff.” Typically, an issue will carry information and articles received within two weeks of its distribution. Also, we hear and print lots of rumors belched forth by the nearby “Silicon Valley” rumor mill.

MORE REVIEWS

“a must for everyone in the hobbyist world of computers. Don’t miss.” – *The Digital Group*, *Flyer 8*.

“It looks as if it’s going to be *THE* forum of public domain hobbyist software development. Rating – ★★★★★.”

Toronto Region Association of Computer Enthusiasts (TRACE) News letter, July 9, 1976.

“The best source for Tiny BASIC and other good things. Should be on your shelf.” – *The Computer Hobbyist – North Texas (Dallas) Newsletter*, May, 1976.

DR. DOBB’S JOURNAL ORDER FORM

Please start my subscription to *Dr. Dobb’s Journal* (10 issues/year) and bill me for:

ONE YEAR – \$12 _ YEARS – \$11/yr
(Save \$3 off single issue price) (Save \$4/yr for two years or more)

Name _____

City _____

Mail to: Dept. E, 1010 Doyle, Box E, Menlo Park, CA 94025

A musical score capture system programmed by a musician. OPUS is a musical score capture system that produces a display of a conventional musical score from data obtained by playing a musical keyboard. OPUS is designed to allow incremental input of an arbitrarily complicated score (full orchestra with chorus, for example), editing pages of the score, and hard copy of the final result with separate parts for individual instruments. The picture in Figure 26 shows a score captured with the OPUS system.

Electronic circuit design by a high school student. Using several kinds of iconic menus, this student system lets the user lay out a sophisticated electronic circuit, complete with labels (Figure 27).

Conclusion

What would happen in a world in which everyone had a Dynabook? If such a machine were designed in a way that *any* owner could mold and channel its power to his own needs, then a new kind of medium would have been created: a metamedium, whose content would be a wide range of already-existing and not-yet-invented media.

An architect might wish to simulate three-dimensional space in order to peruse and edit his current designs, which could be conveniently stored and cross-referenced.

A doctor could have on file all of his patients, his business records, a drug reaction system, and so on, all of which could travel with him wherever he went.

A composer could hear his composition while it was in progress, particularly if it were more complex than he was able to play. He could also bypass the incredibly tedious chore of redoing the score and producing the parts by hand.

Learning to play music could be aided by being able to capture and hear one's own attempts and compare them against expert renditions. The ability to express music in visual terms which could be filed and played means that the acts of composition and self-evaluation could be learned without having to wait for technical skill in playing.

Home records, accounts, budgets, recipes, reminders, and so forth, could be easily captured and manipulated.

Those in business could have an active briefcase which travelled with them, containing a working simulation of their company, the last several weeks of correspondence in a structured cross-indexed form—a way to instantly calculate profiles for their futures and help make decisions.

For educators, the Dynabook could be a new world limited only by their imagination and ingenuity. They could use it to show complex historical inter-relationships in ways not possible with static linear books. Mathematics could become a living language in which children could cause exciting things to happen. Laboratory experiments and simulations too expensive or difficult to prepare could easily be demonstrated. The production of stylish prose and poetry could be greatly aided by being able to easily edit and file one's own compositions.

These are just a few ways in which we envision using a Dynabook. But if the projected audience is to be "everyone," is it possible to make the Dynabook generally useful, or will it collapse under the weight of trying to be too many different tools for too many people? The total range of possible users is so great that any



Figure 26. Data for this score was captured by playing on a musical keyboard. A program then converts the data to standard musical notation.

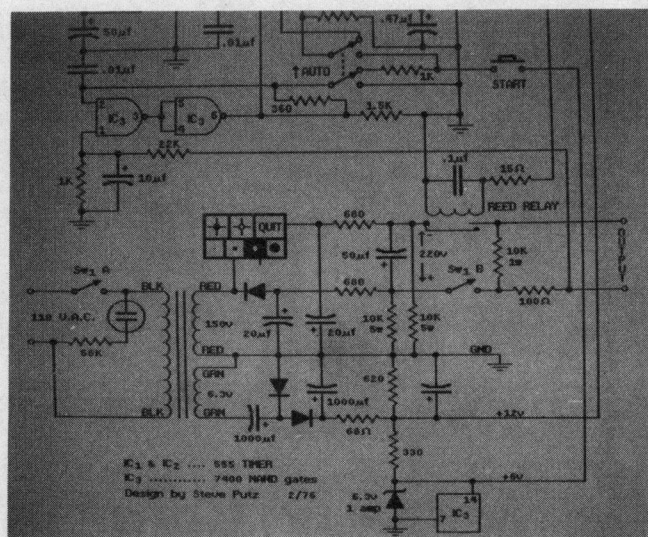


Figure 27. An electronic circuit layout system programmed by a 15-year-old student. Circuit components selected from a menu are moved into position with the mouse, connected to other components with lines, and labeled with text. The rectangle in the center of the layout is an iconic menu from which line widths and connectors (solid and open) may be chosen.

attempt to specifically anticipate their needs in the design of the Dynabook would end in a disastrous feature-laden hodgepodge which would not be really suitable for anyone.


Some mass items, such as cars and television sets, attempt to anticipate and provide for a variety of applications in a fairly inflexible way; those who wish to do something different will have to put in considerable effort. Other items, such as paper and clay, offer many dimensions of possibility and high resolution; these can be used in an unanticipated way by many, though *tools* need to be made or obtained to stir some of the medium's possibilities while constraining others.

We would like the Dynabook to have the flexibility and generality of this second kind of item, combined with tools which have the power of the first kind. Thus a great deal of effort has been put into providing both endless possibilities and easy tool-making through the Smalltalk programming language.

Our design strategy, then, divides the problem. The burden of system design and specification is transferred to the user. This approach will only work if we do a very careful and comprehensive job of providing a general medium of communication which will allow ordinary users to casually and easily describe their desires for a specific tool. We must also provide enough already-written general tools so that a user need not start from scratch for most things she or he may wish to do.

We have stated several specific goals. In summary, they are:

- to provide coherent, powerful examples of the use of the Dynabook in and across subject areas;
- to study how the Dynabook can be used to help expand a person's visual and auditory skills;
- to provide exceptional freedom of access so kids can spend a lot of time probing for details, searching for a personal key to understanding processes they use daily; and
- to study the unanticipated use of the Dynabook and Smalltalk by children in all age groups. ■



Alan Kay is a principal scientist and head of the Learning Research Group at the Xerox Palo Alto Research Center. Previously he was a research associate and lecturer at the Stanford University Artificial Intelligence Project, an assistant professor at the University of Utah, and, before that, a professional musician. Musical instrument design continues to be one of his outside interests.

Kay received a BA in mathematics from the University of Colorado, Boulder, and an MS and PhD in computer science from the University of Utah, Salt Lake City.



Adele Goldberg is a member of the Learning Research Group at the Xerox Palo Alto Research Center, where her work has involved the development and trials of educational applications of computer-based systems. Previously she was a research associate at the Institute for Mathematical Studies in the Social Sciences, Stanford University. She received the BA in mathematics from the University of Michigan, Ann Arbor, and the

MS and PhD in information sciences from the University of Chicago.

Dr. Goldberg is currently a member of the ACM SIG/SIC Board and vice-chairman of the ACM special interest group on computer uses in education.

VPRI Memo M-1977-001

March 1977

References and Bibliography

The following is a list of references that provides further details on some of the different systems described in this report.

1. Baeker, Ronald, "A Conversational Extensible System for the Animation of Shaded Images," *Proc. ACM SIGGRAPH Symposium*, Philadelphia, Pennsylvania, June 1976.
2. Goldberg, Adele and Alan Kay (Eds.), *Smalltalk-72 Instruction Manual*, Xerox Palo Alto Research Center, Technical Report No. SSL 76-6, March 1976.
3. Goldeen, Marian, "Learning About Smalltalk," *Creative Computing*, September-October 1975.
4. Kay, Alan, *The Reactive Engine*, Doctoral dissertation, University of Utah, September 1969.
5. Learning Research Group, "Personal Dynamic Media," Xerox Palo Alto Research Center, Technical Report No. SSL 76-1, March 1976.
6. Saunders, S., "Improved FM Audio Synthesis Methods for Realtime Digital Music Generation," *Proc., ACM Computer Science Conference*, Washington, D.C., February 1975.
7. Smith, David C., *PYGMALION: A Creative Programming Environment*, Doctoral dissertation, Stanford University Computer Science Department, June 1975.
8. Snook, Tod, *Three-dimensional Geometric Modelling*, Masters thesis, University of California, Berkeley, September 1976.

computer enterprises

Your Mail Order Computer Shop...

IMSAI 8080 kit with 22 slots (limited quantity)	\$599.00
TDL Z-80 ZPU (the one with full software available now)	242.00
Edge Connectors and guides for IMSAI each	4.25
Edge Connectors and guides for IMSAI 10 for	40.00
Seals 8k RAM kit with 500 ns chips	225.00
Seals 8k RAM kit with 250 ns chips	260.00
North Star complete Micro-Disk System kit	599.00



WETAKE
 MASTER CHARGE OR BANKAMERICARD
 For phone and mail orders...
 (Add 4% of TOTAL ORDER for service charge)



TERMS: Shipping charges — \$10. per CPU or large units, \$1.50 per kit, \$2. minimum per order.
 Provided stock is available, we will ship immediately for payment by cashiers check or money order.
 Allow 3 weeks for personal checks to clear. New York State residents add appropriate sales tax.
 PRICES SUBJECT TO CHANGE WITHOUT NOTICE.

For the best prices available on:

IMSAI • TDL • NORTH STAR • POLYMORPHIC
 NATIONAL MULTIPLEX • SEALS ELECTRONICS

CALL: (315) 637-6208
 WRITE: P.O. Box 71 • Fayetteville, N.Y. 13066